



A Phase 2 Trial of AU-011, an Investigational, Virus-Like Drug Conjugate (VDC) for the Treatment of Primary Indeterminate Lesions and Small Choroidal Melanoma (IL/CM) using Suprachoroidal Administration

Ivana K. Kim, MD, MBA

Associate Professor of Ophthalmology, Harvard Medical School
Co-Director Ocular Melanoma Center. Massachusetts Eye and Ear

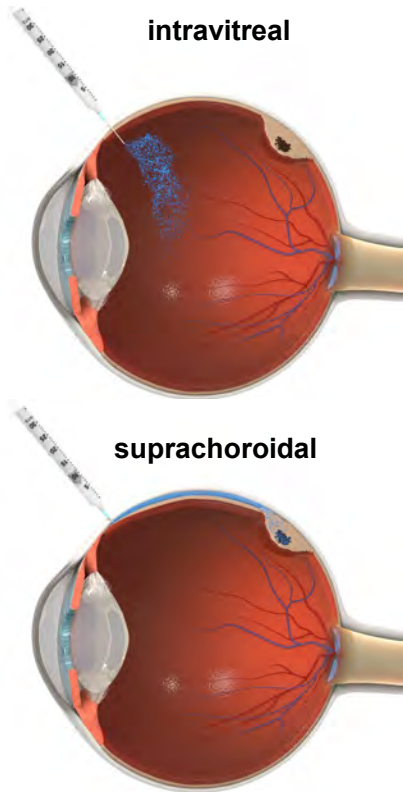
On behalf of the AU-011 Program Investigator Group

Financial Disclosures

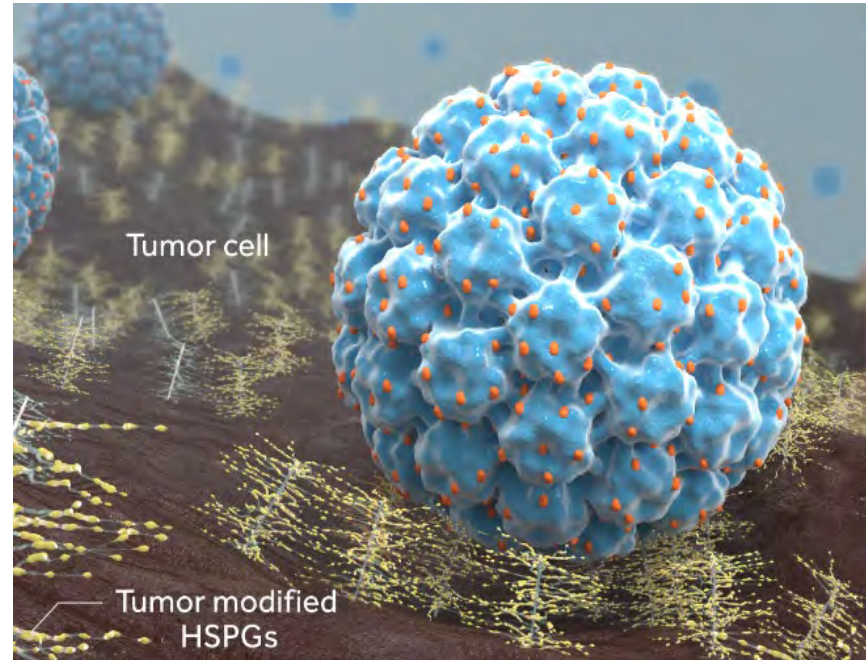
Ivana K. Kim, MD, MBA

- Allergan (Research support)
- Biophytis (Consultant)
- Castle Biosciences (Consultant)
- Kodiak Sciences (Consultant)
- Novartis (Consultant)

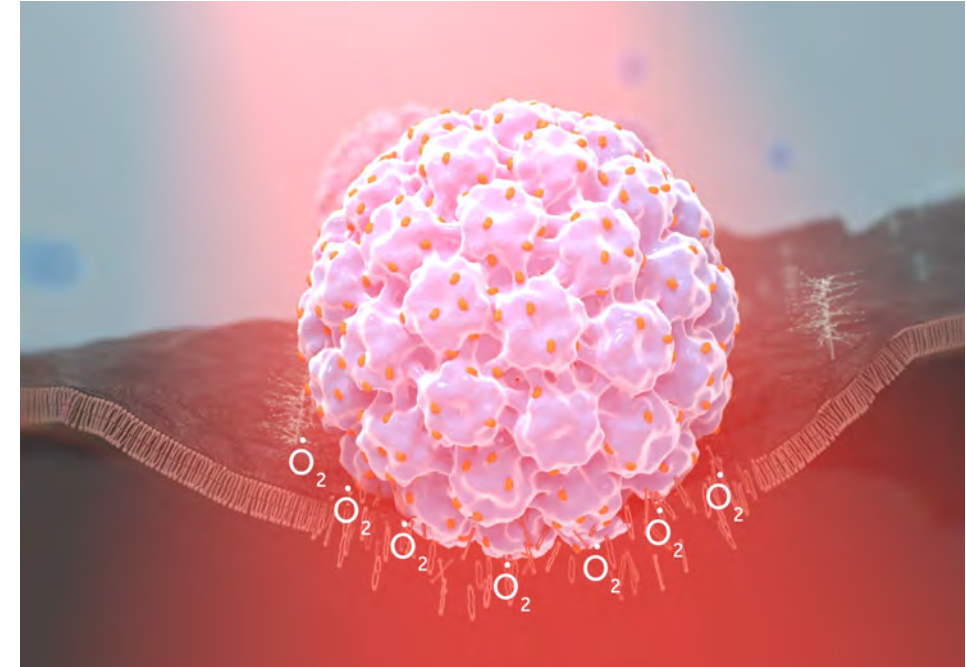
AU-011 Mechanism in Ocular Cancers is Targeted to Preserve Vision



Virus-Like Drug Conjugates (VDCs) are delivered by intravitreal or suprachoroidal injection

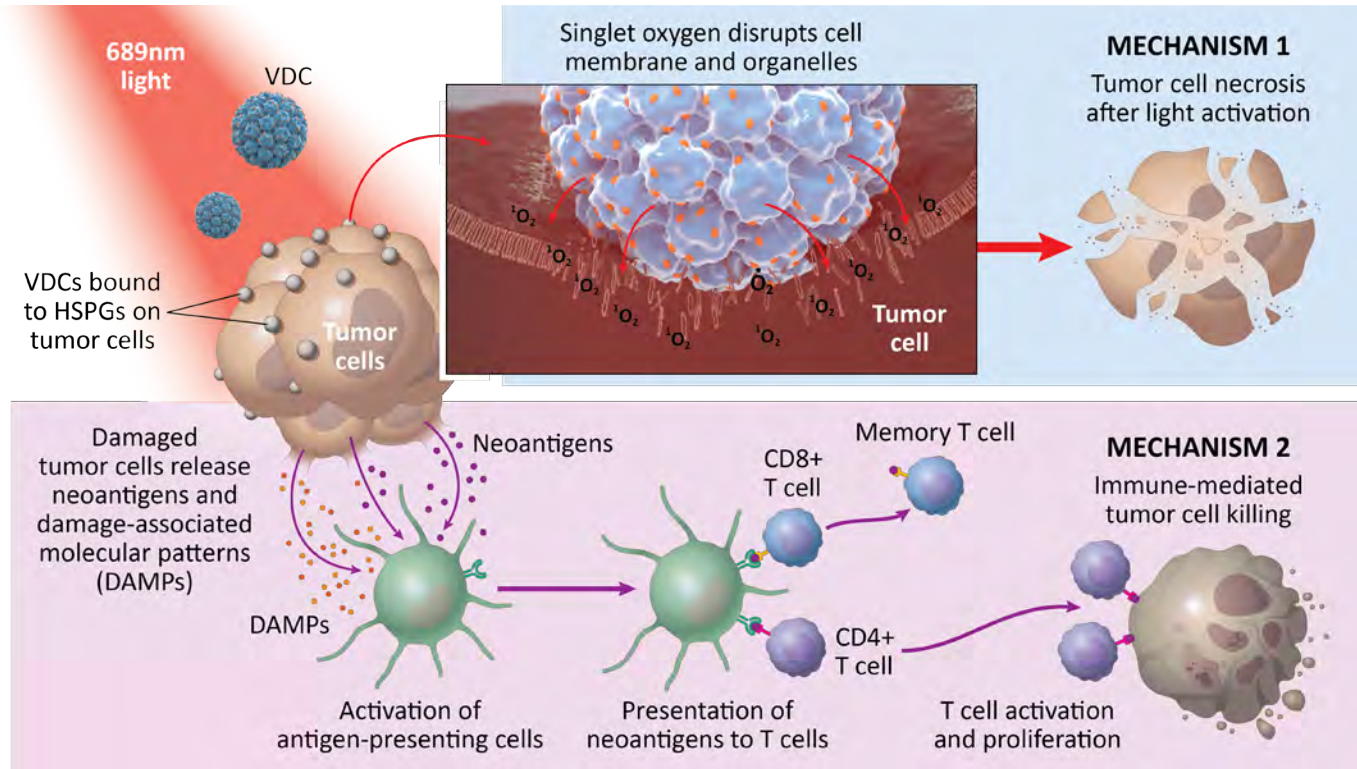


VDCs bind to specifically modified HSPGs on the tumor cell surface with multivalent binding



VDCs are activated with an ophthalmic laser generating singlet oxygen that disrupts the tumor cell membrane, leading to acute necrosis and anti-tumor immunity

AU-011 has a Novel Dual Mechanism of Action



AU-011 Causes Acute Tumor Cell Necrosis:

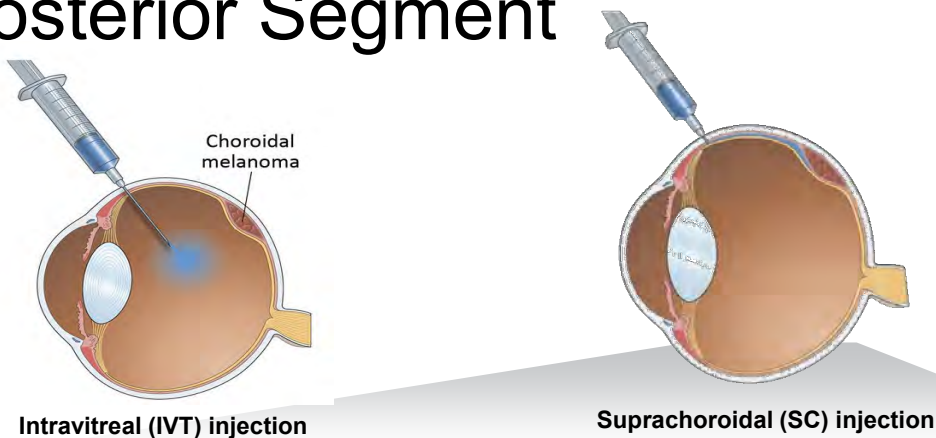
- VDC deliver hundreds of IRDye700DX molecules that upon light activation generate singlet oxygen causing disruption of the membrane of the tumor cell

And Immune Activation:

- Damaged tumor cells release neoantigens and DAMPs which communicate to the body's immune system via antigen presenting cells
- Presentation of neoantigens triggers T- cell activation and immune mediated cell killing
- T- cell activation and proliferation generate long-term anti-tumor immunity

Acute Tumor Cell Necrosis leads to Immune-Mediated Tumor Cell Killing and Long-Term Anti-tumor Immunity

Suprachoroidal Administration Can Optimize Delivery to the Posterior Segment



- **Optimize therapeutic index**

- 5x higher tumor exposure with SC versus IVT observed in pre-clinical model
- Lower levels in the vitreous translates into lower risk of Intraocular Inflammation and vitreous floaters

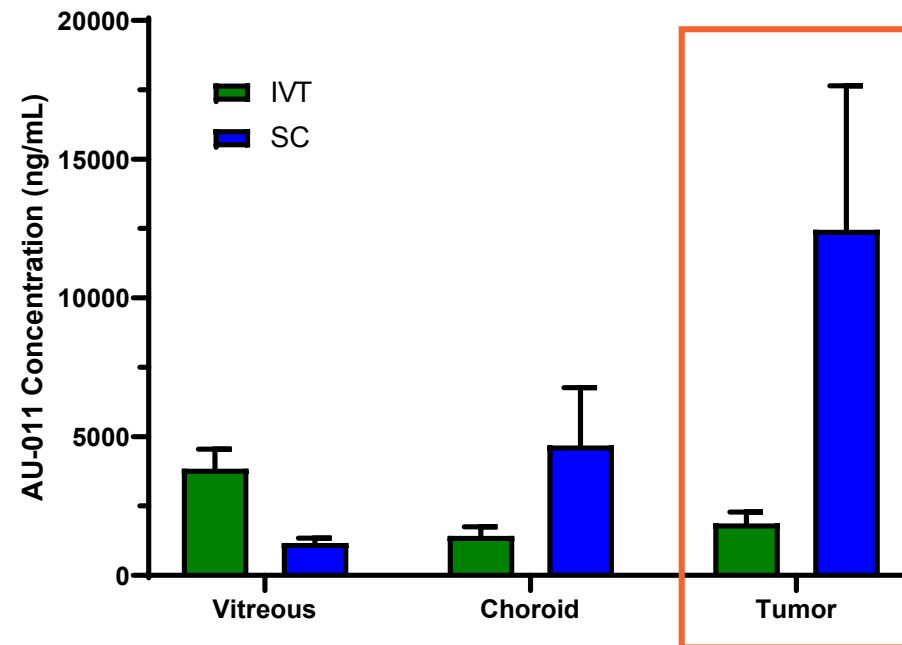
- **Optimize treatment parameters**

- Shorter time to laser activation

- **May increase potential patient population**

- Medium choroidal tumors
- Choroidal Metastases

Ocular Exposure After IVT or SC Injection¹



PK studies in rabbit tumor model demonstrate higher tumor bioavailability with SC administration

Ph 2 SC Dose Escalation Study is Currently Enrolling with Supportive Safety To Date

¹Savinainen, et al. *Investigative Ophthalmology & Visual Science* 62.8 (2021): 2861-2861.

Study Objectives

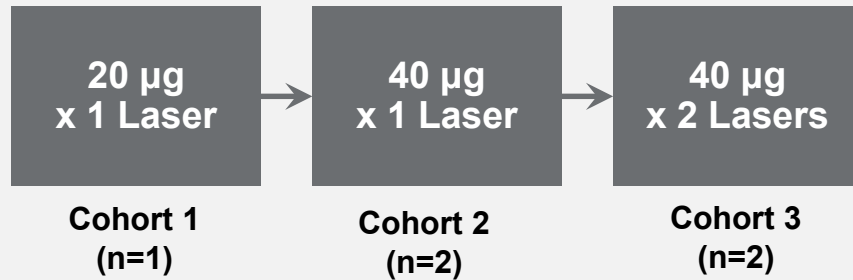
The primary objective is to assess safety and efficacy of AU-011 via suprachoroidal (SC) injection to treat primary indeterminate lesions and small choroidal melanoma

- A dose escalation phase is ongoing to establish the maximum safe and well tolerated dose and treatment regimen (the focus of this presentation)
- A randomized, confirmatory phase is planned to demonstrate the safety and efficacy of AU-011 with SC administration

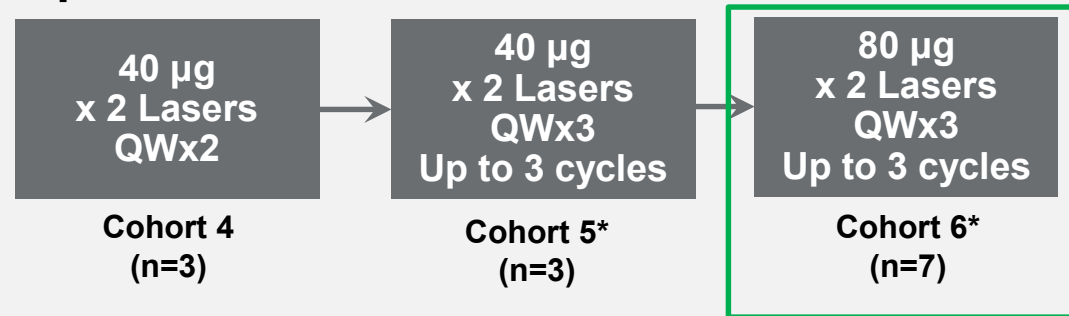
Phase 2 Suprachoroidal Study

Open Label Dose Escalation Phase

Single Dose Cohorts - Completed



Multiple Dose Cohorts



* First 2 cycles of Cohorts 5 and 6 will be staggered with safety reviews after each cycle and the third cycle in each cohort will be administered if safety confirmed with 2 cycles within the respective cohort.

Status:

- 13 subjects enrolled to date
- Added option for a 3rd cycle to Cohort 5
- Added Cohort 6:
 - Increase dose to 80µg in 2 injections
 - Plan up to 3 cycles of treatment

Objective:

- Based on safety and tolerability observed to date, establish suprachoroidal administration of 80µg as the maximum dose and up to 3 cycles of therapy as the maximum regimen
- Apply route, dose and regimen to pivotal trial

Cohorts 1-5 Fully Enrolled, With Cohort 6 Being Enrolled Now

Phase 2 SC – Demonstrated Favorable Safety Profile To Date

Preliminary results

All Treated Subjects (n=12) Treatment Related Adverse Events	Grade I	Grade II	Grade III	Total
Anterior Chamber Cell/ Inflammation (n=3)	25%	0	0	25%
Conjunctival hyperemia (n=1)	8%	0	0	8%
Conjunctival edema (n=1)	8%	0	0	8%
Eye pain (n=1)	8%	0	0	8%
Eyelid edema (n=1)	8%	0	0	8%
Punctate keratitis (n=2)	17%	0	0	17%
Pupils unequal (n=1)	8%	0	0	8%
Retinal pigment epitheliopathy (n=1)	8%	0	0	8%
Salivary gland enlargement* (n=1)	0	8%	0	8%

Table presents percentage of subjects with AEs related to AU-011 or laser by severity and overall; subjects with more than 1 AE are counted in the highest severity group

Data cutoff Jul 9, 2021

*Likely related to COVID vaccine per investigator

ClinicalTrials.gov Identifier: NCT04417530

Ph2 SC trial (AU-011-202)

- No DLTs*, no significant vitritis to date through 2 cycles of AU-011
- 1 event of moderate scleritis related to injection procedure in single dose subject
- 1 SAE of retinal detachment, not related to treatment (RD occurred after biopsy)
- Majority of AEs were transient and resolved without clinical sequelae

Favorable Tolerability in Early Cohorts with no Related SAEs Observed to Date

* DLTs: Dose Limiting Toxicities

AU-011 Suprachoroidal Administration Summary

- Use of light activated virus-like drug conjugates (VDC) represents a novel approach for the first line treatment of choroidal tumors
- VDCs have a dual mechanism of action with acute necrosis followed by an immune activation that may lead to long term anti-tumor immunity
- AU-011's treatment approach provides dual specificity:
 - Selective binding of the VDC to modified HSPGs on the tumor cell membrane
 - Focused activation of the VDC with NIR light
- Suprachoroidal administration may improve the therapeutic index and optimize treatment parameters
 - Preliminary safety data from the ongoing Phase 2 trial using suprachoroidal administration supports the continued dose escalation to an 80µg/day dose and up to 3 cycles of therapy
- Favorable safety may lead to favorable visual outcomes

AU-011 Program Investigator Group



Dr. Carol Shields
Philadelphia, PA



Dr. Ivana Kim
Boston, MA



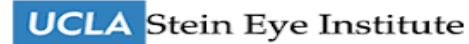
Dr. Brian Marr
New York, NY



Dr. Hakan Demirci
Ann Arbor, MI



Dr. Amy Scheffler
Houston, TX



Dr. Tara McCannel
Los Angeles, CA



Dr. Antonio Capone Jr. Royal
Oak, MI



Dr. Abdhish Bhavsar
Minneapolis, MN



Dr. Chris Bergstrom
Greenville, SC



Dr. Tony Tsai
Sacramento, CA



Dr. Cameron Javid
Tucson, AZ



Dr. James Howard
Salt Lake City, UT



Colorado Retina Associates

Peter Hovland
Denver, CO



Dr. Prithvi Mruthyunjaya
Palo Alto, CA



Dr. Timothy Fuller
Dallas, TX



Dr. David Reichstein
Nashville, TN



Dr. Michael Seider
San Francisco, CA